

FULL BODY
VITRIFIED
TILES



2022
COLLECTION

SURFACE OF AN EYEFUL IMPESSION

Available Thickness

 9MM



PRESENTING THE **FULL BODY**


SURFACE
POLISHED | RUSTIC | SATIN


WE ARE SETTING A TREND IN THE CERAMICS SECTOR, BY PRODUCING **HIGH-QUALITY TILES**

We are showcasing the best quality of rustic finish, satin finish and polished finish with the different fabulous colors shades that's make your décor mesmerizing.

Choose our satin finish tiles to give your home a completely flawless appearance if you want to add an unexpected element to any space.


Our Rustic tiles are ornamental glaze tiles that are used to give any room a rustic feel and an attractive appearance without compromising the shiny feature.






ROCK WHITE

Satin



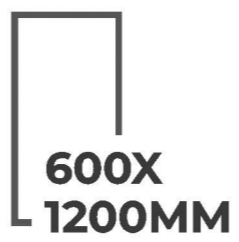
DYNAMIC WHITE

Polished

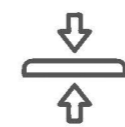


MAJESTIC WHITE

Rustic



**600X
1200MM**



**9 MM
THICKNESS**




FULL BODY
vitrified tiles



DYNAMIC WHITE





Satin

ROCK CREAMA



Polished

DYNAMIC CREAMA



Rustic

MAJESTIC CREAMA



600X
1200MM

↓
↑
9 MM
THICKNESS



FULL BODY
vitrified tiles

MAJESTIC CREAMA





ROCK DOVE

Satin



DYNAMIC DOVE

Polished



MAJESTIC DOVE

Rustic



600X
1200MM


9 MM
THICKNESS



FULL BODY
vitrified tiles


MAJESTIC DOVE






ROCK NERO

Satin





DYNAMIC NERO

Polished




MAJESTIC NERO

Rustic




ROCK NERO






Satin

ROCK ALMOND




Polished

DYNAMIC ALMOND



Rustic

MAJESTIC ALMOND



FULL BODY
vitrified tiles


MAJESTIC ALMOND





Satin

ROCK BLACK




Polished

DYNAMIC BLACK



Rustic

MAJESTIC BLACK



FULL BODY
vitrified tiles


DYNAMIC BLACK






Satin

ROYAL KOTA





Polished

DYNAMIC KOTA




Rustic

MAJESTIC KOTA




FULL BODY
vitrified tiles






ROCK KOTA


Satin






Satin

ROYAL CREAM



Polished

DYNAMIC CREAM



Rustic

MAJESTIC CREAM



600X
1200MM

↓
↑
9 MM
THICKNESS



FULL BODY
vitrified tiles

ROYAL CREAM






Satin

ROYAL IRIS




Polished

DYNAMIC IRIS



Rustic

MAJESTIC IRIS



600X
1200MM

9 MM
THICKNESS



FULL BODY
vitrified tiles


MAJESTIC IRIS






Satin

ROYAL STEEL GREY





Polished

DYNAMIC STEEL GREY




Rustic


MAJESTIC STEEL GREY



FULL BODY
vitrified tiles


ROYAL STEEL GREY






ROCK QUARTZ

Satin



DYNAMIC QUARTZ

Polished



MAJESTIC QUARTZ

Rustic



600X
1200MM


9 MM
THICKNESS



FULL BODY
vitrified tiles

ROCK QUARTZ






ROYAL JET BLACK

Satin





DYNAMIC JET BLACK

Polished



MAJESTIC JET BLACK

Rustic



FULL BODY
vitrified tiles

DYNAMIC JET BLACK





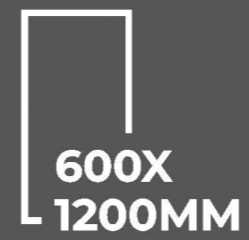

Satin

ROYAL SUPER WHITE

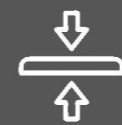


Polished

DYNAMIC SUPER WHITE



**600X
1200MM**




**9 MM
THICKNESS**



FULL BODY
vitrified tiles

ROYAL SUPER WHITE





ROCK MIST

Satin



600X
1200MM

9 MM
THICKNESS




FULL BODY
vitrified tiles



Satin

ROCK PEACH




**600X
1200MM**


**9 MM
THICKNESS**



FULL BODY
vitrified tiles

TECHNICAL SPECIFICATION

Sr. No.	CHARACTERISTICS	STANDARD AS PER ISO-13006 / EN14411 GROUP BIA	VALUE	TEST METHOD
REGULATORY PROPERTIES				
01	Deviation in length & width	± 0.50%	± 0.20%	ISO-10545-2
02	Deviation in thickness	± 5.00%	± 4.00%	ISO-10545-2
03	Straightness of sides	± 0.50%	± 0.10%	ISO-10545-2
04	Rectangularity	± 0.50%	± 0.20%	ISO-10545-2
05	Surface flatness	± 0.50%	± 0.20%	ISO-10545-2
06	Colour difference	Unaltered	No Change	ISO-10545-16
STRUCTURAL PROPERTIES				
01	Water Absorption	< 0.50%	< 0.50 %	ISO-10545-3
02	Apparent density	> 2.00 g/cc	> 2.28 g/cc	DIN 51082
MASSIVE MECHANICAL PROPERTIES				
01	Modulus or rupture	Min. 35 N/mm ²	Min. 45 N/mm ²	ISO-10545-4
02	Breaking strength	Min. 1300 N	Min. 2000 N	ISO-10545-4
03	Impact resistance	As per mfg.	Min. 0.55	ISO-10545-5
SURFACE MECHANICAL PROPERTIES				
01	Deep abrasion resistance	Max. 175mm ³	Max. 132mm ³	ISO-10545-6
02	Moh's hardness	Min. 6	7	EN 101
03	Surface Abrasion Resistance	As per mfg.	N. A.	ISO-10545-7

THERMOHYDROMETRIC PROPERTIES

01	Frost resistance	No Damage	Frost proof	ISO-10545-12
02	Thermal shock resistance	No Damage	No Damage	ISO-10545-9
03	Moisture expansion	Nil	Nil	ISO-10545-10
04	Thermal Expansion(COE)	Max. 9.0×10^{-6}	Max. 6.5×10^{-6}	ISO-10545-8
04	Crazing Resistance	As Per Mfg.	N.A.	ISO-10545-11

CHEMICAL PROPERTIES

01	Chemical resistance	No Damage	No Damage	ISO-10545-13
02	Satin resistance	Resistance	Resistance	ISO-10545-14

SAFETY PROPERTIES

01	Slip resistance (friction co efficient)	> 0.40	> 0.40	ISO-10545-17
----	---	--------	--------	--------------

PACKING DETAILS

SIZE	PCS./BOX	WEIGHT / BOX			AREA / BOX
		POLISHED	SATIN	RUSTIC	
600x600mm	4 Pcs.	26.5 Kg.	28.5 Kg.	28.5 Kg.	1.44 Sq. Mtr.
600x900mm	2 Pcs.	-	24.5 Kg.	-	1.08 Sq. Mtr.
600x1200mm	2 Pcs.	28.5 Kg.	30 Kg.	30 Kg.	1.44 Sq. Mtr.
600x600mm (16MM)	2 Pcs.	-	25 Kg.	25 Kg.	1.44 Sq. Mtr.

Note : Certain amount of size and shade variation is inherent in all ceramic products. Our conformity to the above fast is applicable only for quality. Colour shown are as accurate as the limitations of the printing process will allow. Prospective customers are advised to inspect a sample of the tile before ordering. Every effort has been made to ensure the accuracy of the information given. However the company reserve the right to change the specification without prior notice. Sometimes variations in shade or size being inherent to ceramic industry may occur. It is suggest to check the tiles before purchase any laying as the company does not accect responsibility once the tiles are laid.